
CAN/ULC-S102 Surface Burning Characteristics of "UnoBoard"

A Report To: **9000308 Canada Inc. / Montréal Acoustique**
2360 46th Avenue
Lachine, QC, Canada
H8T 2P3

Phone: +1 514-633-0730

Attention: Mayer Soued
E-mail: mayer@canacoustics.com

Submitted by: Element Fire Testing

Report No. 20-002-350(A)
6 Pages

Date: August 10, 2020

1.0 ACCREDITATION To ISO/IEC 17025 for a defined Scope of Testing by the International Accreditation Service

2.0 SPECIFICATIONS OF ORDER

Determine Flame Spread Rating and Smoke Developed Classification based upon triplicate testing conducted in accordance with CAN/ULC-S102-2018, as per Element Quotation No. 19-002-89879 RV1 dated November 5, 2019.

3.0 SAMPLE IDENTIFICATION (Element sample identification number 20-002-S0350-1)

Panel material described as, "Polyester felt panels 9mm thick", identified as:
"UnoBoard"

4.0 TEST PROCEDURE

The method, designated as CAN/ULC-S102-2018, "*Standard Method of Test for Surface Burning Characteristics of Building Materials and Assemblies*", is designed to determine the relative surface burning characteristics of materials under specific test conditions. Results of less than three identical specimens are expressed in terms of Flame Spread Value (FSV) and Smoke Developed Value (SDV). Results of three or more replicate tests on identical samples produce average values expressed as Flame Spread Rating (FSR) and Smoke Developed Classification (SDC).

Although the procedure is applicable to materials, products and assemblies used in building construction for development of comparative surface spread of flame data, the test results may not reflect the relative surface burning characteristics of tested materials under all building fire conditions.

5.0 SAMPLE PREPARATION

Each test specimen consisted of a total of three sections of material, each approximately 9 mm in thickness by 533 mm in width by 2438 mm in length. The sections were butted together to form the requisite specimen length. Prior to testing, the specimens were conditioned to constant mass at a temperature of $23 \pm 3^{\circ}\text{C}$ and a relative humidity of $50 \pm 5\%$. At the time of test initiation, each specimen was self-supporting.

Testing was performed on: Test #1: 2020-08-05 Test #2: 2020-08-06 Test #3: 2020-08-06

6.0 SUMMARY OF TEST PROCEDURE

The tunnel is preheated to 85°C , as measured by the backwall-embedded thermocouple located 7090 mm downstream of the burner ports, and allowed to cool to 40°C , as measured by the backwall-embedded thermocouple located 4000 mm from the burners. At this time the tunnel lid is raised and the test sample is placed along the ledges of the tunnel so as to form a continuous ceiling 7315 mm long, 305 mm above the floor. The lid is then lowered into place.

6.0 SUMMARY OF TEST PROCEDURE (continued)

Upon ignition of the gas burners, the flame spread distance is observed and recorded every second. Flame spread distance versus time is plotted. Calculations ignore all flame front recessions and the Flame Spread Values (FSV) are determined by calculating the total area under the curve for each test sample. If the total area under the curve (AT) is less than or equal to 29.7 m·min, $FSV = 1.85 \cdot AT$; if greater, $FSV = 1640 / (59.4 - AT)$.

The Smoke Developed Value is determined by comparing the area under the obscuration curve for the test sample to that of inorganic reinforced cement board and red oak, established as 0 and 100, respectively. The Smoke Developed Value (SDV) is determined by dividing the total area under the obscuration curve by that of red oak and multiplying by 100.

7.0 TEST RESULTS

SAMPLE: "UnoBoard"

Test	Approx. Time to Ignition (s)	Maximum Flame Front Distance (m)	Time to Maximum Flame Front (s)	Maximum Air Temperature (°C)	Flame Spread Value (FSV)	Smoke Developed Value (SDV)
1	12	0.63	34	271	11	143
2	14	3.42	499	283	21	242
3	13	0.27	28	278	5	84
Average:					12	156
Rounded Average Flame Spread Rating (FSR):					10	-
Rounded Average Smoke Developed Classification (SDC):					-	155

7.1 Observations of Burning Characteristics

The specimens ignited approximately 12 to 14 seconds after exposure to the test flame. Melting, dripping, and flaming dripping behavior was observed.

8.0 RESULTS INTERPRETATION

CAN/ULC-S102 contains no performance criteria of its own. The National Building Code of Canada (NBCC) or other jurisdictional documentation should be referenced to determine the FSR and/or SDC performance criteria that is applicable to the material, for the intended application.



Francis Williams,
 Technician.



Ian Smith,
 Technical Manager.

Note: This report and service are covered under Element Materials Technology Canada Inc. Standard Terms and Conditions of Contract which may be found on our company's website at www.element.com/terms/terms-and-conditions.

9.0 TEST CHARTS

Test #1: "UnoBoard"

Chart 1. FLAME SPREAD (Specimen #1)

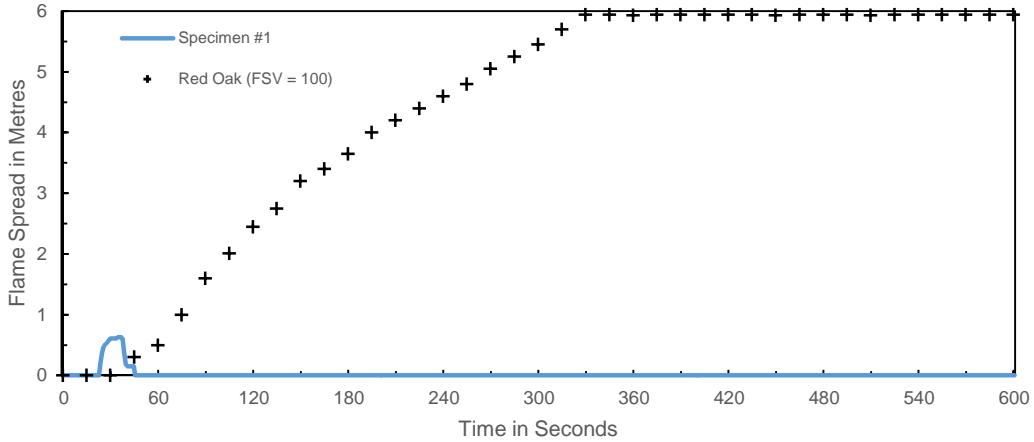


Chart 2. SMOKE DEVELOPED (Specimen #1)

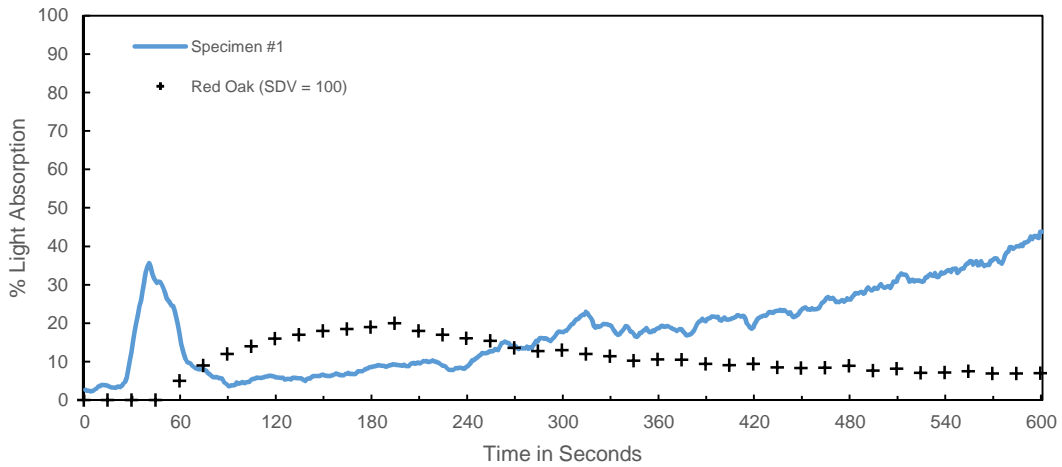
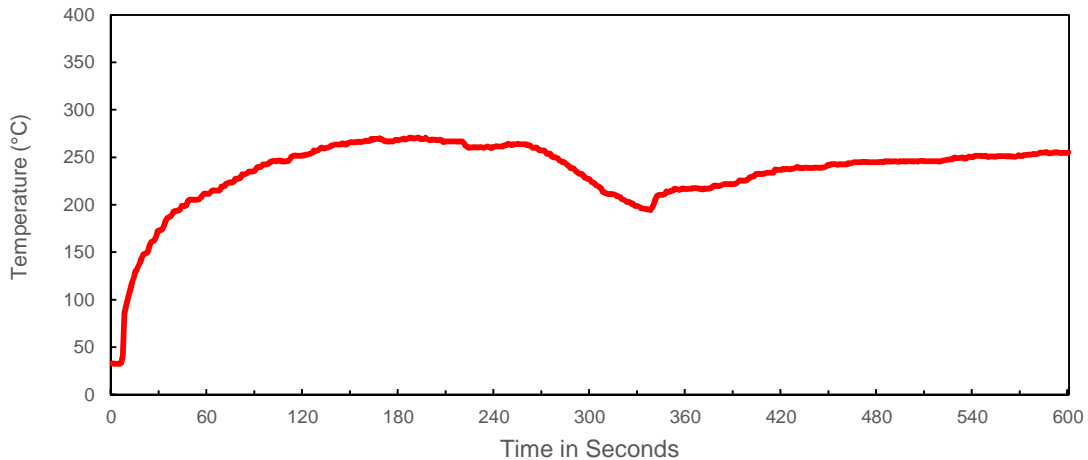


Chart 3. TEMPERATURE (Specimen #1)



Flame Spread Value (FSV)	Smoke Developed Value (SDV)	Maximum Air Temperature (°C)
11	143	271

9.0 TEST CHARTS (continued)

Test #2: "UnoBoard"

Chart 4. FLAME SPREAD (Specimen #2)

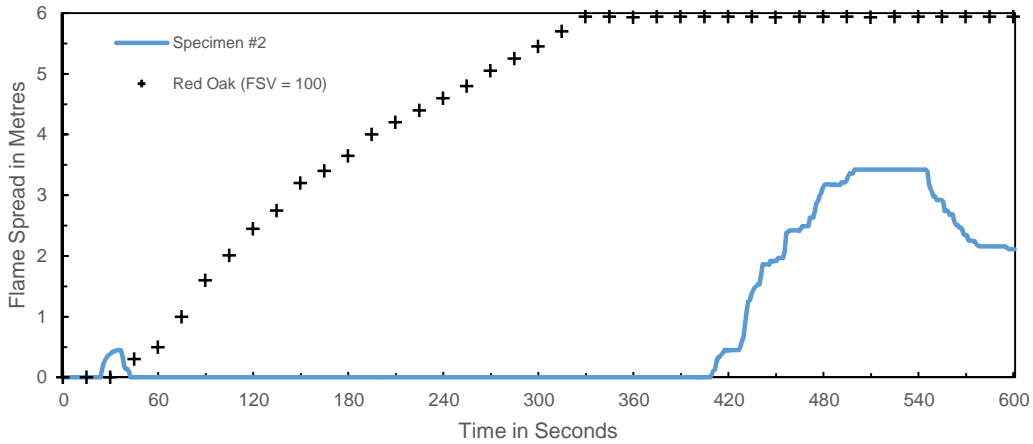


Chart 5. SMOKE DEVELOPED (Specimen #2)

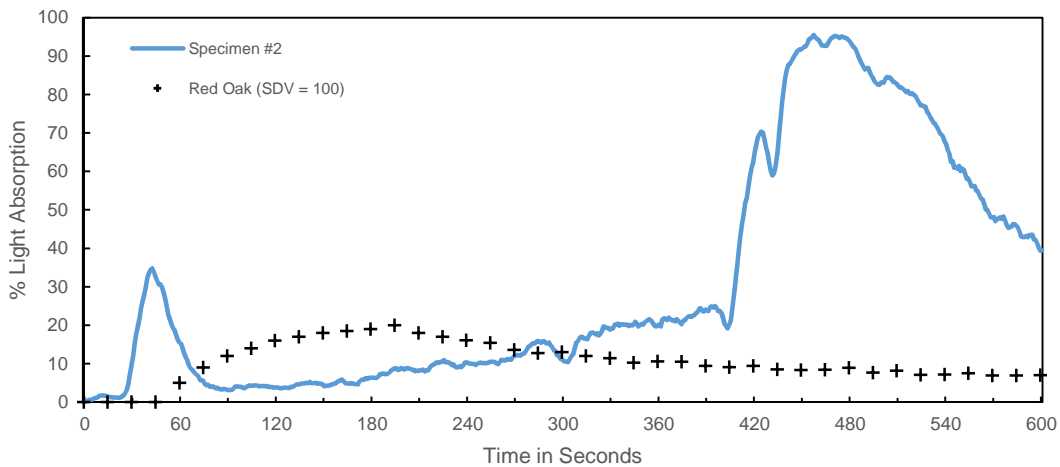
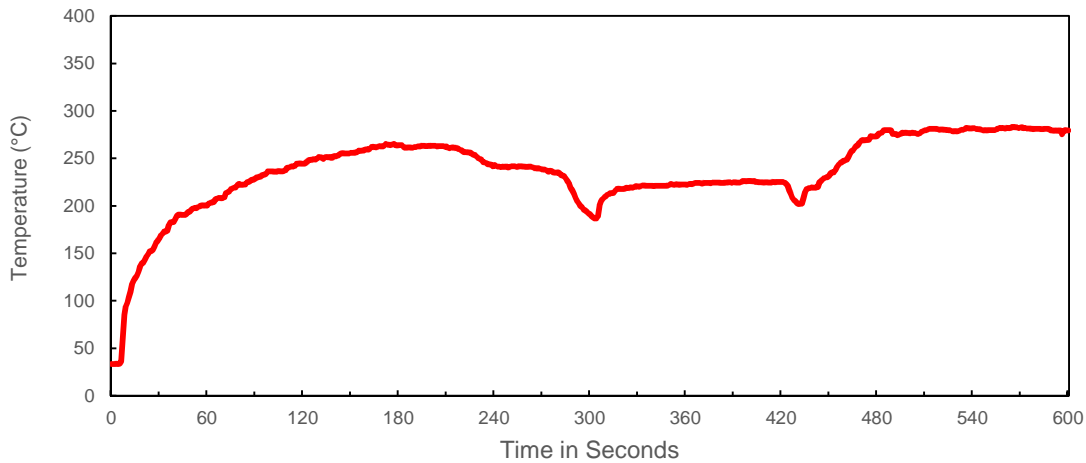


Chart 6. TEMPERATURE (Specimen #2)



Flame Spread Value (FSV)	Smoke Developed Value (SDV)	Maximum Air Temperature (°C)
21	242	283

9.0 TEST CHARTS (continued)

Test #3: "UnoBoard"

Chart 7. FLAME SPREAD (Specimen #3)

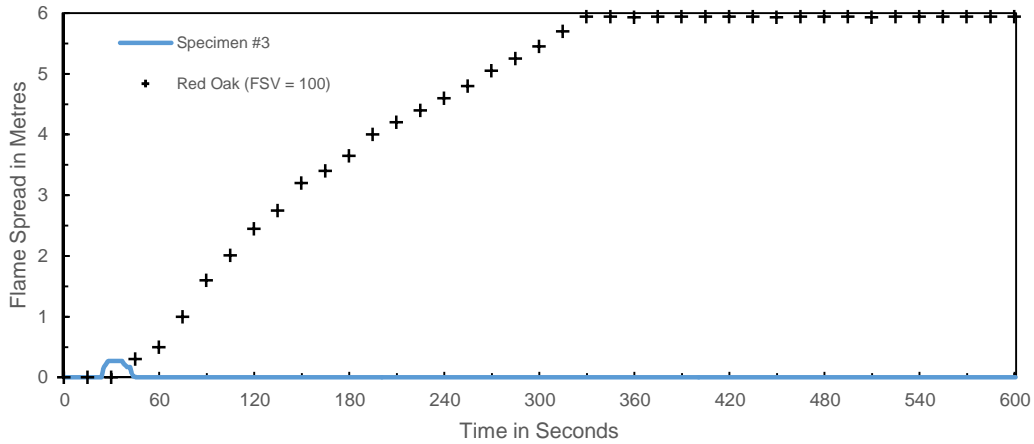


Chart 8. SMOKE DEVELOPED (Specimen #3)

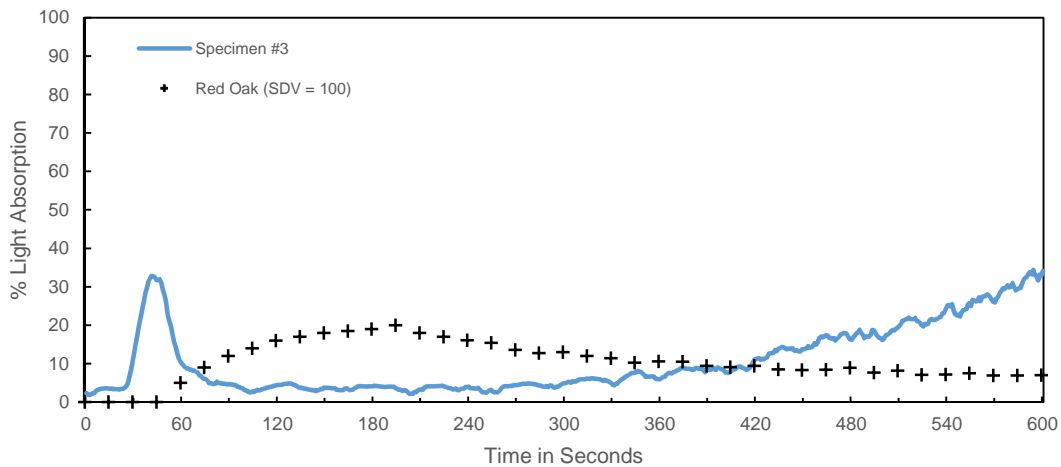
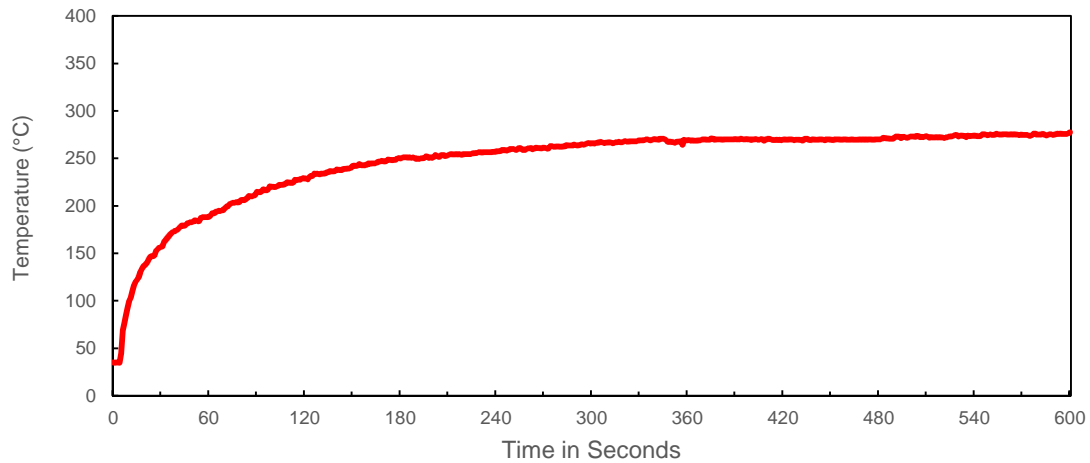


Chart 9. TEMPERATURE (Specimen #3)



Flame Spread Value (FSV)	Smoke Developed Value (SDV)	Maximum Air Temperature (°C)
5	84	278